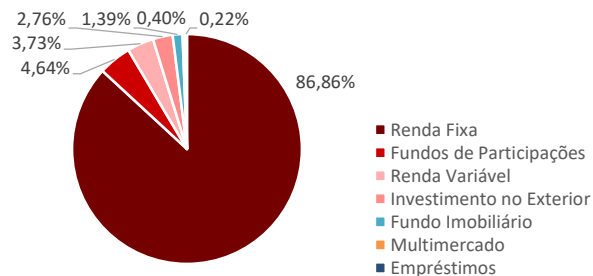


## Características



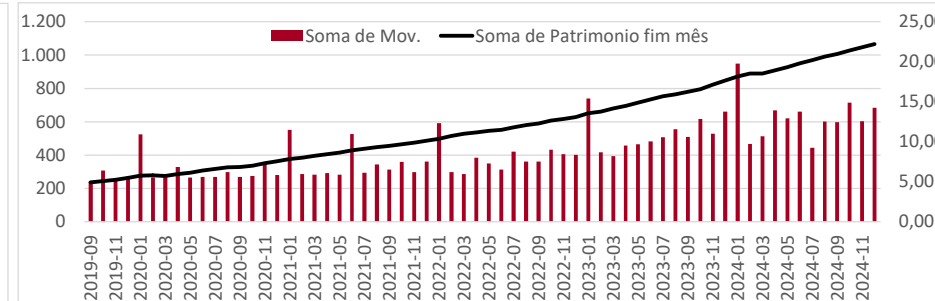
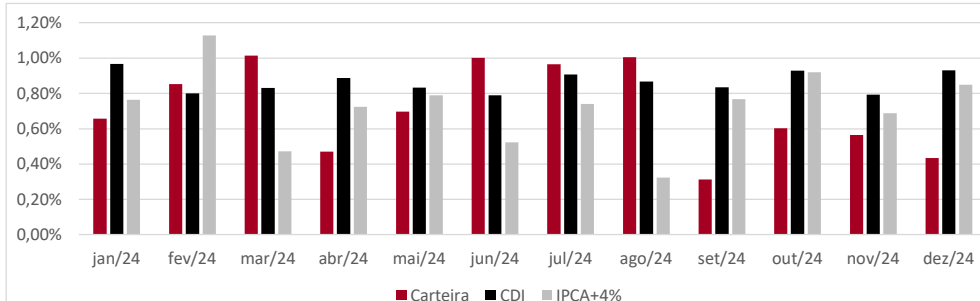
**Política de Investimentos:** Investe os recursos, principalmente, em cotas de fundos que atuam em diversos mercados, sem o compromisso de concentração em fator de risco específico.

Retorno (%)	Ano	12 meses	24 meses
Carteira	8,92%	8,92%	22,37%
CDI	10,88%	10,88%	25,33%
IPCA	4,83%	4,83%	9,68%
IPCA+4%	9,04%	9,04%	18,59%
IMA-B5	6,16%	6,16%	19,03%
Poupança	7,03%	7,03%	15,63%
IBOVESPA	-10,36%	-10,36%	9,61%
MSCI World	49,65%	49,65%	69,07%
MSCI Europe	26,80%	26,80%	37,28%

\* Cf. MP 567/12

## Gráficos

Retorno Mensal - Últimos 12 meses



Retorno Mensal (%)	dez/24	nov/24	out/24	set/24	ago/24	jul/24	jun/24	mai/24	abr/24	mar/24	fev/24	jan/24
Carteira	0,43%	0,56%	0,60%	0,31%	1,00%	0,97%	1,00%	0,70%	0,47%	1,01%	0,85%	0,66%
CDI	0,93%	0,79%	0,93%	0,84%	0,87%	0,91%	0,79%	0,83%	0,89%	0,83%	0,80%	0,97%
IPCA	0,52%	0,39%	0,56%	0,44%	-0,02%	0,38%	0,21%	0,46%	0,38%	0,16%	0,83%	0,42%
IPCA+4%	0,85%	0,69%	0,92%	0,77%	0,32%	0,74%	0,52%	0,79%	0,72%	0,47%	1,13%	0,76%
IMA-B5	-0,28%	0,36%	0,74%	0,40%	0,59%	0,91%	0,39%	1,05%	-0,20%	0,77%	0,59%	0,68%
Poupança	0,58%	0,57%	0,60%	0,57%	0,57%	0,57%	0,54%	0,59%	0,60%	0,53%	0,51%	0,59%
IBOVESPA	-4,28%	-3,12%	-1,60%	-3,08%	6,54%	3,02%	1,48%	-3,04%	-1,70%	-0,71%	0,99%	-4,79%
MSCI World	-0,45%	9,45%	3,90%	-2,06%	2,40%	3,59%	8,10%	5,64%	-0,45%	3,25%	4,74%	3,48%
MSCI Europe	-0,25%	2,83%	-0,27%	-3,38%	3,61%	3,98%	3,53%	5,51%	1,01%	3,58%	2,01%	2,14%

Composição da Carteira														Retorno Nominal em %   Retorno Relativo ao índice de referência	
Performance dos Fundos em Carteira															
Nome	Índice ref.	% PL	Início	Nominal	Mês Relativo	Nominal	Ano Relativo	Nominal	12 meses Relativo	Nominal	Início do investimento Relativo	Volatilidade	Patrimônio R\$ milhões		
Bela Cintra FI RF	IPCA+4%	20,41%	13/nov/13	0,60%	-0,25%	9,49%	0,45%	9,49%	0,45%	247,03%	37,08%	0,47%	R\$ 221,37		
Itaú Inst Global Dinâmico RF	CDI	11,98%	20/fev/20	0,86%	92,76%	10,88%	100,03%	10,88%	100,03%	53,08%	105,66%	0,58%	R\$ 129,94		
Itaú Institucional RF Referenciado DI	CDI	6,53%	15/fev/24	0,86%	91,94%					9,64%	102,52%	0,06%	R\$ 70,79		
Itaú Institucional Optimus RF LP FICFI	CDI	5,99%	29/abr/22	1,25%	134,60%	12,79%	117,64%	12,79%	117,64%	37,74%	103,75%	0,74%	R\$ 64,94		
Itaú Inst RF Inflação 5 FICFI	IMA-B5	5,20%	19/jun/19	-0,29%	-0,01%	5,97%	-0,19%	5,97%	-0,19%	55,19%	-1,63%	2,10%	R\$ 56,40		
Sul America Cred Institucional ESG FI F	CDI	4,26%	21/jun/23	0,65%	69,36%	12,97%	119,27%	12,97%	119,27%	22,39%	123,69%	0,34%	R\$ 46,18		
BNP Paribas Cred Inst FICFI RF CP LP	CDI	3,51%	11/out/23	0,84%	90,54%	11,49%	105,61%	11,49%	105,61%	14,51%	106,75%	0,07%	R\$ 38,02		
Bradesco RF Referenciado DI Federal E	CDI	3,38%	12/ago/24	0,85%	91,61%					3,97%	96,78%	0,04%	R\$ 36,65		
Itaú Institucionais Legend RF LP Fc	CDI	3,04%	02/out/19	0,97%	103,99%	13,45%	123,64%	13,45%	123,64%	62,96%	118,89%	1,43%	R\$ 32,99		
Porto Seguro RF DI CP	CDI	2,89%	18/jul/24	0,82%	88,27%					4,86%	101,30%	0,13%	R\$ 31,35		
Itaú Inst BOV11 FIC FIA	Ibovespa	2,67%	04/ago/23	-4,02%	0,26%	-9,85%	0,51%	-9,85%	0,51%	1,52%	0,87%	13,12%	R\$ 29,00		
BTGP Economia Real FIP Multi	IPCA+6,5%	2,32%	19/out/20	-0,17%	-1,22%	2,18%	-9,49%	2,18%	-9,49%	108,45%	37,86%		R\$ 25,12		
Santander RF Ref DI Tit Público Hiper	CDI	2,29%	21/nov/24	0,87%	93,72%					1,13%	95,29%	0,04%	R\$ 24,83		
XP Corporate Light FI RF CP LP	CDI	2,21%	24/jan/23	0,80%	86,42%	11,87%	109,17%	11,87%	109,17%	25,92%	106,84%	0,28%	R\$ 24,00		
MAG Renda Fixa FI	CDI	1,92%	13/set/23	0,68%	73,35%	10,77%	99,06%	10,77%	99,06%	14,75%	100,47%	0,24%	R\$ 20,80		
Sul América Excellence FI RF CP	CDI	1,86%	24/jan/23	0,81%	86,46%	12,43%	114,25%	12,43%	114,25%	26,72%	110,16%	0,23%	R\$ 20,15		
BTG Pactual Créd Corp I FIQFI RF CP	CDI	1,75%	30/ago/21	0,60%	64,25%	12,76%	117,30%	12,76%	117,30%	50,24%	113,84%	0,28%	R\$ 18,99		
Vot Allianzgi Euro Eq Growth FIM IE	MSCI Europe	1,65%	22/mai/19	0,40%	0,65%	21,50%	-5,30%	21,50%	-5,30%	101,78%	11,96%	17,59%	R\$ 17,87		
LFT	CDI	1,56%	05/dez/23	0,52%	55,38%	9,76%	89,75%	9,76%	89,75%	10,62%	90,65%		R\$ 16,97		
Itaú Soberano RF Simples LP FICFI	CDI	1,47%	02/set/19	0,88%	94,77%	10,78%	99,07%	10,78%	99,07%	52,78%	98,29%	0,03%	R\$ 15,93		
Bradesco Inst FIC FI RF IMA-B5	IMA-B5	1,47%	16/ago/23	-0,31%	-0,03%	5,82%	-0,35%	5,82%	-0,35%	8,78%	-0,48%	2,12%	R\$ 15,91		
BTG Pactual Explorer Inst FI RF LP	CDI	1,44%	13/mar/24	0,94%	101,18%					5,89%	69,07%	1,26%	R\$ 15,65		
Capitânia Premium FIC FIRF CP LP	CDI	1,35%	04/jun/21	0,07%	8,00%	9,77%	89,85%	9,77%	89,85%	44,55%	97,63%	1,10%	R\$ 14,59		
Inter Corporate RF Crédito Privado	CDI	1,16%	15/mai/24	0,89%	95,31%					6,77%	101,58%	0,06%	R\$ 12,56		
Schroder Sustent Ações Globais IS IE	MSCI World	1,11%	24/mai/24	2,10%	2,55%					22,34%	-6,41%	16,78%	R\$ 12,08		
Santander RF IMA-B5 Premium FICFI	IMA-B5	0,80%	18/dez/23	-0,30%	-0,02%	5,90%	-0,26%	5,90%	-0,26%	6,44%	-0,27%	2,10%	R\$ 8,73		
AZ Quest Small Mid Caps Inst. FICFIA	SMLL	0,78%	09/jun/20	-2,47%	5,36%	-2,08%	22,96%	-2,08%	22,96%	13,01%	36,65%	11,07%	R\$ 8,44		
BTG Pactual Inv de Impacto FIP Mult	IPCA+6,5%	0,74%	30/ago/21	-0,02%	-1,07%	9,81%	-1,86%	9,81%	-1,86%	22,24%	-26,81%	21,88%	R\$ 8,01		
Rio Bravo Renda Varejo FII	IFIX	0,52%	20/dez/23	-5,28%	-4,61%	-12,43%	-6,53%	-12,43%	-6,53%	-11,50%	-8,50%		R\$ 5,66		
VBI Prime Properties FII	IFIX	0,48%	20/dez/23	4,21%	4,88%	-19,53%	-13,64%	-19,53%	-13,64%	-17,99%	-14,99%		R\$ 5,23		
Pátria Private Equity Fund VII Feeder I	IPCA+7%	0,47%	28/set/23	5,78%	4,69%	16,34%	4,14%	16,34%	4,14%	15,23%	-0,10%		R\$ 5,11		
BTG Pactual Economia Real II FIPM CL	IPCA+8%	0,42%	04/mai/23	-0,88%	-2,05%	0,07%	-13,18%	0,07%	-13,18%	-16,60%	-37,87%		R\$ 4,53		
Tivio Banks RF Crédito Privado FI	CDI	0,41%	10/nov/23	0,93%	100,07%	11,34%	104,31%	11,34%	104,31%	13,08%	104,38%	0,06%	R\$ 4,45		
Spectra VI Institucional FIP Multiestrat	IPCA+8%	0,41%	31/mar/23	-5,95%	-7,12%	0,16%	-13,09%	0,16%	-13,09%	42,39%	19,55%		R\$ 4,42		
Capitânia Reit Inst Fc FIM CP	IFIX	0,40%	25/jun/19	0,78%	1,45%	3,16%	9,05%	3,16%	9,05%	54,49%	34,55%	3,61%	R\$ 4,33		
Fator Verita Multiestratégia Imobiliári	IFIX	0,38%	22/jul/24	-4,99%	-4,32%					-29,09%	-20,99%		R\$ 4,13		
Vinci Selection Equities FIA	Ibovespa	0,28%	30/nov/22	-4,41%	-0,12%	-12,72%	-2,36%	-12,72%	-2,36%	0,18%	-6,75%	13,06%	R\$ 3,02		
Carteira de Empréstimos	CDI	0,22%	05/dez/23	0,52%	55,38%	9,76%	89,75%	9,76%	89,75%	10,62%	90,65%		R\$ 2,36		
Perfin Voyager FIP Infra	IPCA+6%	0,17%	13/jun/24	0,13%	-0,88%					56,26%	50,49%	65,11%	R\$ 1,81		
Vinci Partners IV Feeder	IPCA+6%	0,11%	25/abr/24	-5,10%	-6,11%					-8,82%	-16,06%		R\$ 1,17		
BTG Pactual Infraestrutura III FIP Mult	IPCA+8%	0,02%	02/jul/24	-9,15%	-10,32%					-37,34%	-43,64%		R\$ 0,19		
Patrimônio Total:													R\$ 1.084,68		